


Elm Park Center and NAEYC Accreditation



Positive Child Outcomes



The Heart of our work

Accreditation guides our work



Self Study...

- Is the process for facilitating **REAL** and **LASTING** improvements in our program.



Quality is...

- **Complex**, *it is shaped by all of us...children, families, teachers, and administrators.*
- **Dynamic**, *and requires ongoing attention and a willingness to change.*
- **Going to take time.**



Where do we begin?




First

we need to create a “shared understanding.” This means that together we will become familiar with the Standards, criteria and what they mean for us...

Who are “we?”

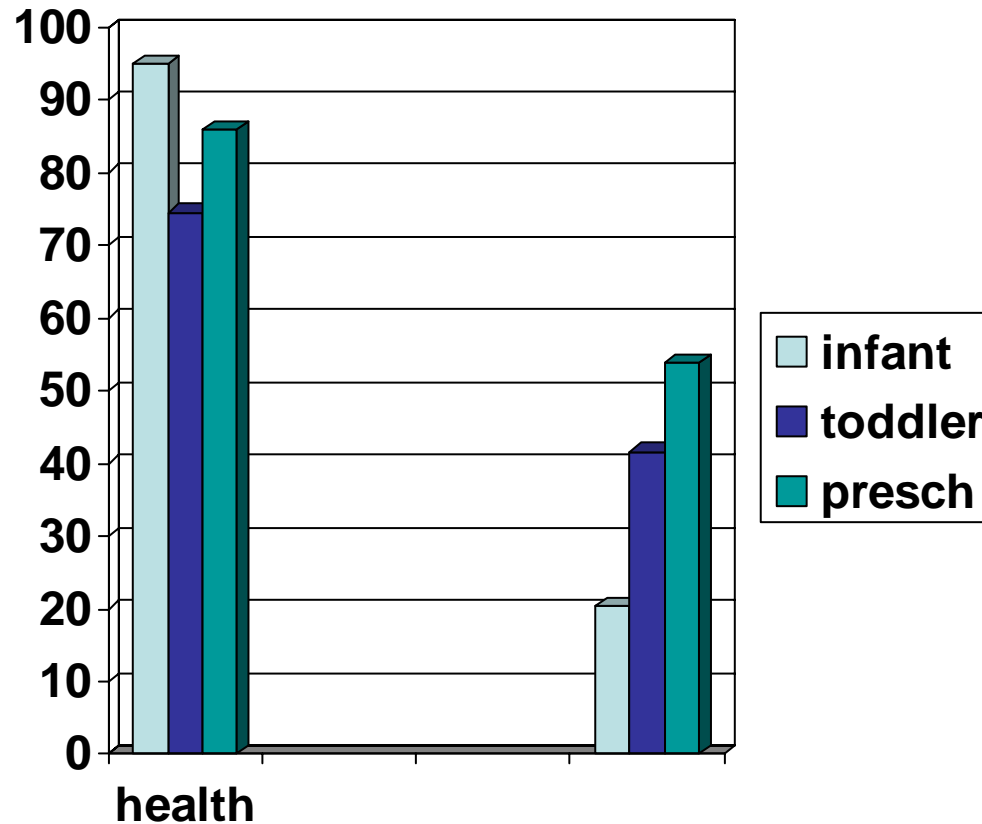
Gathering information

Use the “tools” 

Staff Surveys, Family Surveys, Classroom Observation Instruments, The program Tour, Records Checklists and we will begin to develop both a Program Portfolio and a Classroom Portfolio

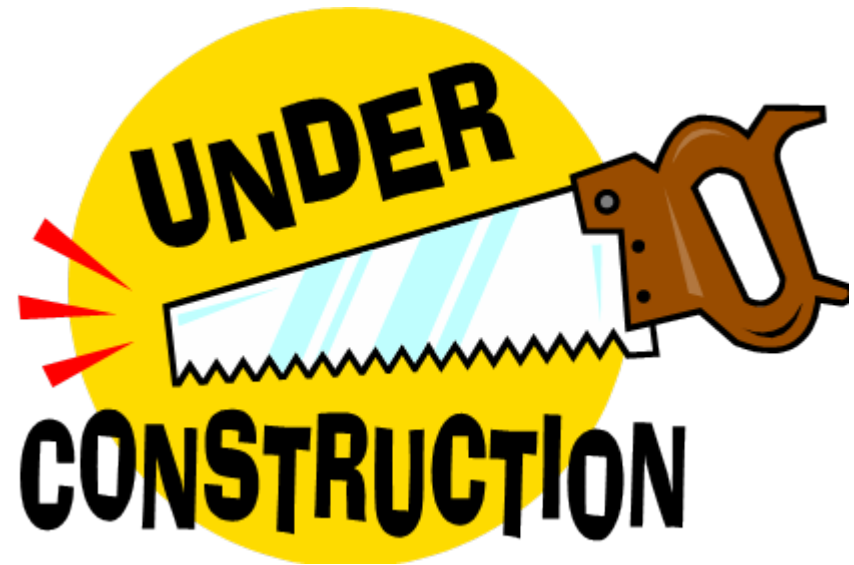


Determine our Strengths and Weaknesses



Develop, and implement plans for improvements

Once we know what we need to do, together we can make the changes to better our practices...to enhance the children's well-being and increase the quality of our program.



Document, document, document



- As we go we will create a “storybook” to show the strengths we have and the improvements we make along the way.
- We will evaluate results and determine any other steps we need to take.

Self Assessment



- When we are ready, we apply for “Candidacy” which tells NAEYC we meet 80% of the Standards.

(after all no one is *perfect*)

Self Assessment

- During this part of the process, we will gather evidence of our performance and create the “Elm Park Center Story of Quality.” We invite NAEYC to come visit us...see the results of our work.



Assessment



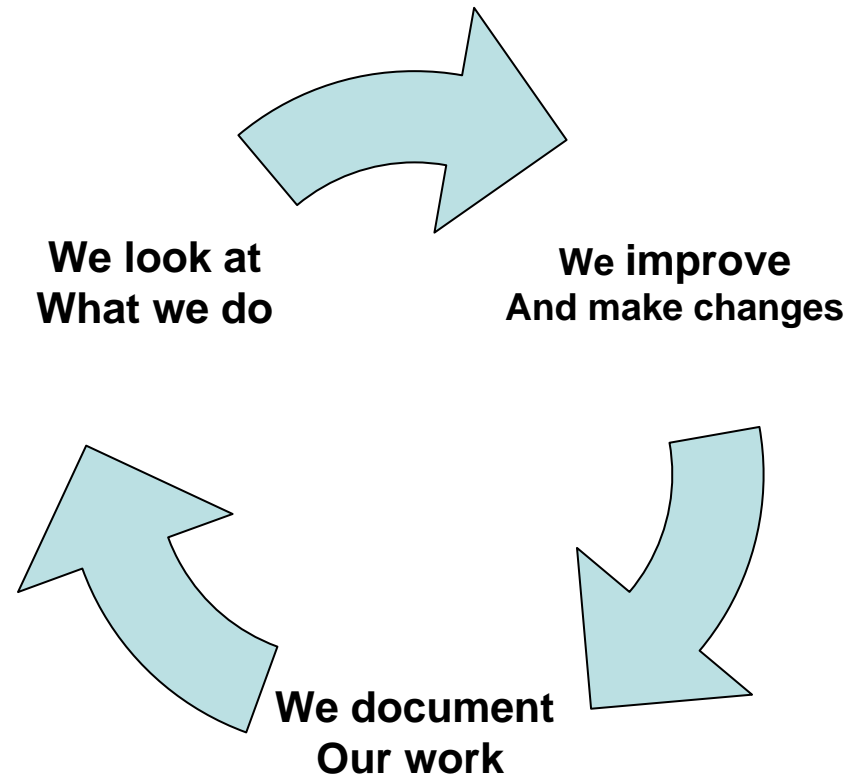
- An “Assessor” from the NAEYC will come visit our program. During this visit, the Assessor will use the same tools we used in self study & self assessment. This will verify that “we walk the walk.”

After that...

It's a continuous cycle
of getting to the heart
of our work...

Achieving Positive Child Outcomes.

We are always
changing, always
growing, always doing
our best to provide a
quality program.



So...what are the STANDARDS?

- Each STANDARD is a thread in the tapestry that is our program...



10 STANDARDS

RELATIONSHIPS	TEACHERS
CURRICULUM	FAMILIES
TEACHING	COMMUNITY
ASSESSMENT	PHYSICAL ENVIRONMENT
HEALTH	LEADERSHIP & MANAGEMENT

CHILDREN

- *Relationships*

- *Curriculum*

- *Teaching*

- *Health*

- *Assessment of
Child Progress*

TEACHING STAFF

- *Teachers*

ADMINISTRATION

- *Physical
Environment*

- *Leadership &
Management*

PARTNERSHIPS

- *Families*

- *Community Relationships*

Exploring the Standards and Criteria


- Standards are BROAD and GENERAL.
- Criteria are detailed and specific.

- Standards are numbered
- Criteria are grouped by topic. Each topic is labeled alphabetically.

- Handout #1

Sort the Topic

- Sort through the Topics and match them to the Standards



We are on a journey...

...to increasing the
Quality of our
Program.



The journey of a
thousand miles
begins with the first
step.

The READINESS Quiz

Stable staff	Yes	Yes but	No	No but
Willingness to look at ourselves honestly	Yes	Yes but	No	No but
Eager to hear from others	Yes	Yes but	No	No but
Know how to find support	Yes	Yes but	No	No but
We all are genuinely concerned about quality and willing to work for it	Yes	Yes but	No	No but

Let's get started

